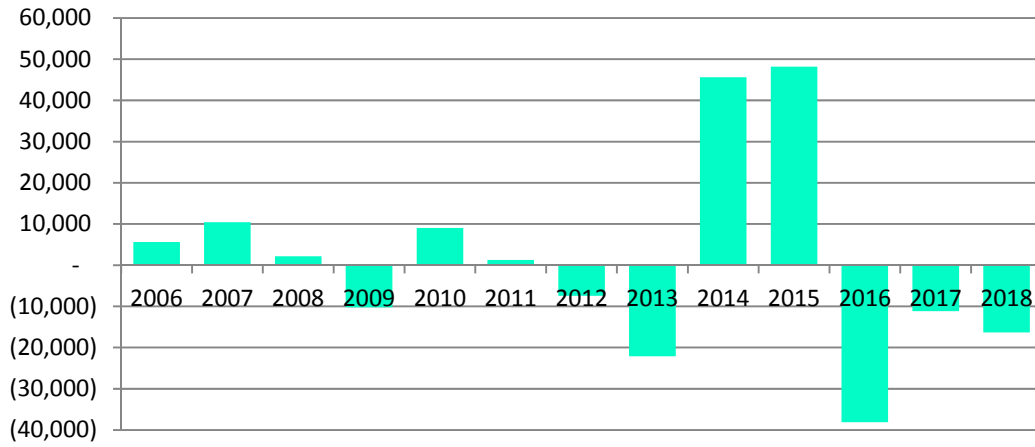


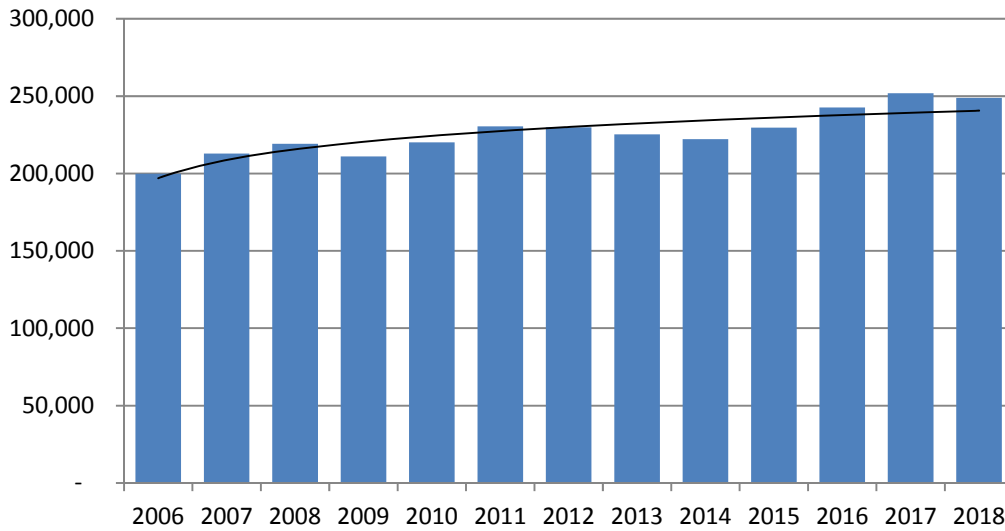
St. James Church - September 2018

	Month Actual	YTD Actual	YTD Budget	2018 Budget	Annual % of Budget	Prior YTD Actual	% Change Prior Yr
Income							
Sunday Offerings							
Pledged	15,329	145,742	146,650	193,000	76%	149,830	
Plate & Non-Pledged Offerings	2,331	49,061	44,125	50,500	97%	27,188	
Total Offerings	17,660	194,803	190,775	243,500	80%	177,017	10%
Other Income							
Thrift Shop	915	12,277	15,750	21,000	58%	15,924	
St. James' Pre-school Building Use	1,300	11,700	12,600	16,800	70%	11,700	
Interest on Investments	1,797	11,244	10,875	14,500	78%	10,974	
Facility Use, Prior Year Pledges, Advertisements	-	1,594	2,700	3,600	44%	3,511	
All Other Income	1,560	17,285	9,050	15,150	114%	32,836	
Total Other Income	5,572	54,100	50,975	71,050	76%	74,945	-28%
Total Income	23,232	248,903	241,750	314,550	79%	251,963	-1%
Expenses							
Payroll	20,084	189,382	195,099	260,132	73%	192,824	
Administration	1,520	11,601	13,747	18,329	63%	12,425	
Utilities	1,449	14,817	17,162	23,500	63%	14,315	
Property	744	22,488	14,275	17,700	127%	18,667	
To Diocese	1,333	18,621	19,183	22,150	84%	14,828	
Committees	-	301	4,900	7,700	4%	2,874	
Worship Program	1,984	6,950	6,225	8,300	84%	5,715	
Outreach Programs/Donations	-	323	187	250	129%	100	
Education Programs	203	771	1,725	2,050	38%	1,392	
Total Expenses	27,317	265,254	272,504	360,111	74%	263,140	1%
Surplus/(Loss)	(4,085)	(16,351)	(30,754)	(45,561)	36%	(11,178)	46%

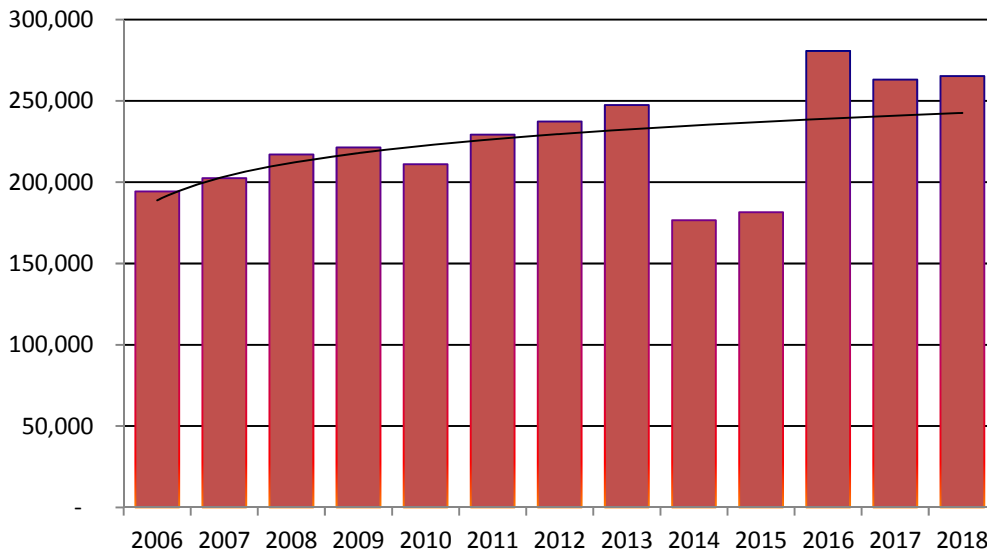
YTD SURPLUS AS OF September



YTD INCOME AS OF September



YTD EXPENSES AS OF September



Balance Sheet
 St. James' Church
 409 E. Lancaster Ave
 Downingtown, PA 19335

Sep 30 2018

ASSETS

Cash Accounts

0101 Downingtown National Bank 91,550.25

Cash Accounts Total

91,550.25

TOTAL ASSETS

91,550.25

LIABILITIES AND FUNDS

LIABILITIES

Current Liabilities

0201 FICA/Medicare-Employer 0.00
 0202 FICA-Medicare-Employee 0.00
 0203 PA State Withholding Tax 0.00
 0204 Local Withholding Tax 0.00
 0205 Local Service Tax 0.00
 0208 Federal Income Tax Withheld 0.00
 0210 Employee Contribution to Pension Plan 0.00
 0211 Rector's Contribution to 403(b) 0.00

Current Liabilities Total

0.00

Designated Funds

0312 Anna Mcl. Miller Fund Liability 14,980.47
 0314 Youth Christian Education 3,610.29
 0315 Daughters of the King 0.00
 0317 Capital Campaign Liability 22,641.77
 0322 Schmid Fund 0.00
 0323 Prepaid General Pledge 0.00
 0327 Memorials Liability (90.20)
 0328 Sign and Website Donations 0.00
 0329 Isabel Woodrow Fund 0.00
 0330 Bouncing Back Book Outreach 536.79
 0331 Rector's Continuing Education Liability 1,750.03
 0332 Miscellaneous Designated Funds 3,201.03
 0333 Insurance Claim April 2017 0.00

Designated Funds Total

46,630.18

TOTAL LIABILITIES

46,630.18

FUND BALANCES

Undesignated Funds

0301 Operating Fund 74,920.07

Undesignated Funds Total

74,920.07

Designated Funds

0321 Transfer To Other Funds (30,000.00)

Designated Funds Total

(30,000.00)

TOTAL FUNDS	<u>44,920.07</u>
TOTAL LIABILITIES AND FUNDS	<u>91,550.25</u>
Difference	(0.00)

As of Fund	Balance
Sep-18 Sara Schmid (DNB First)	500,422
Sep-18 Capital Campaign (DNB First)	27
Sep-18 Anna McIlvaine Miller (DNB First)	44,387
Sep-18 Isabelle Woodrow (DNB First)	25,651
Sep-18 Herb Ash (DNB First)	5,385
Sep-18 Memorials (DNB First)	19,535
Sep-18 Wills (Church Found.)	83,612
Sep-18 D. Baugh (Church Found.)	24,060
Sep-18 D. Endow (Church Found.)	53,650
Total	756,727

**St. James' Church Investments (non- Operating)
Under Professional Management as of September
30, 2018 Totalling \$756,727**

