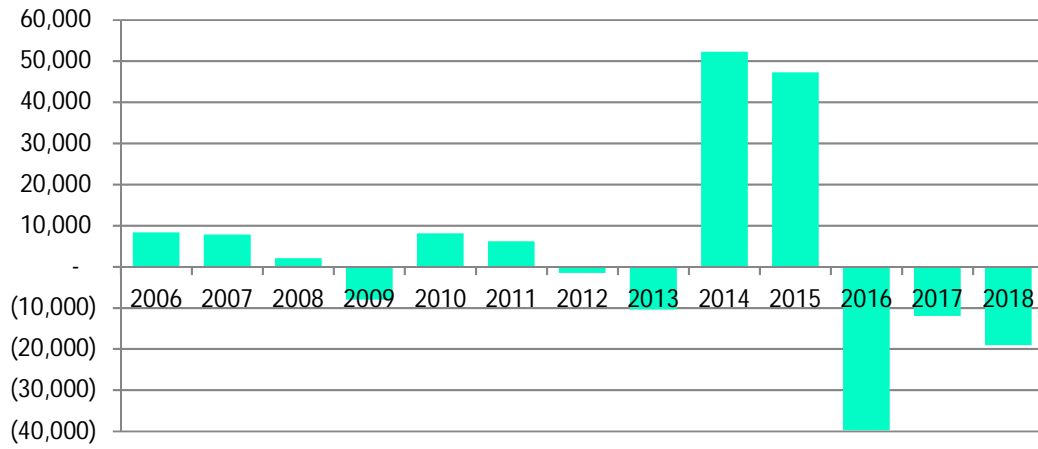


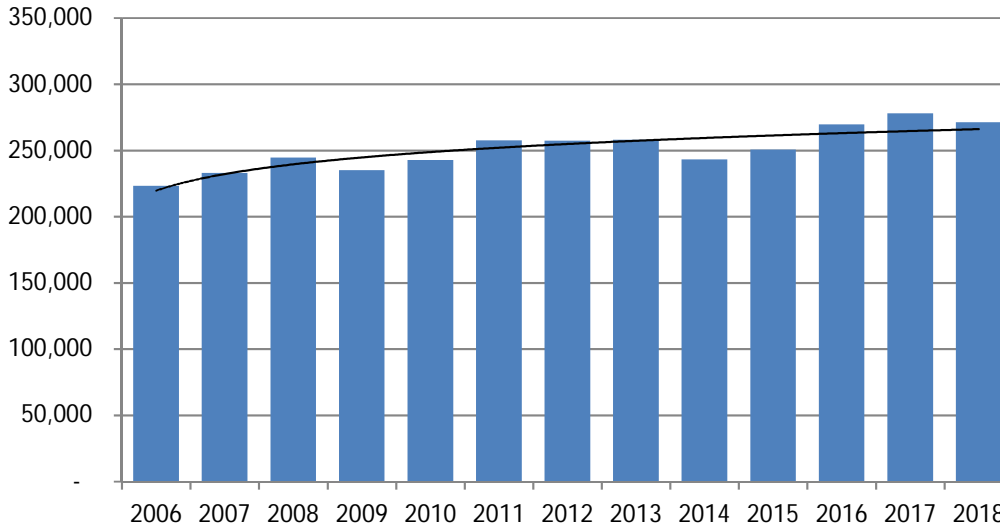
St. James Church - October 2018

	Month Actual	YTD Actual	YTD Budget	2018 Budget	Annual % of Budget	Prior YTD Actual	% Change Prior Yr
<b>Income</b>							
<b>Sunday Offerings</b>							
Pledged	15,932	161,674	162,100	193,000	84%	167,931	
Plate & Non-Pledged Offerings	2,013	51,074	46,250	50,500	101%	29,384	
<b>Total Offerings</b>	<b>17,945</b>	<b>212,748</b>	<b>208,350</b>	<b>243,500</b>	<b>87%</b>	<b>197,315</b>	<b>8%</b>
<b>Other Income</b>							
Thrift Shop	1,731	14,008	17,500	21,000	67%	17,884	
St. James' Pre-school Building Use	1,300	13,000	14,000	16,800	77%	13,000	
Interest on Investments	663	11,906	13,333	14,500	82%	12,608	
Facility Use, Prior Year Pledges, Advertisements	-	1,594	3,000	3,600	44%	3,661	
All Other Income	875	18,160	9,583	15,150	120%	33,492	
<b>Total Other Income</b>	<b>4,568</b>	<b>58,668</b>	<b>57,417</b>	<b>71,050</b>	<b>83%</b>	<b>80,645</b>	<b>-27%</b>
<b>Total Income</b>	<b>22,513</b>	<b>271,416</b>	<b>265,767</b>	<b>314,550</b>	<b>86%</b>	<b>277,960</b>	<b>-2%</b>
<b>Expenses</b>							
Payroll	19,708	209,090	216,777	260,132	80%	212,259	
Administration	522	12,123	14,799	18,329	66%	12,960	
Utilities	1,345	16,162	19,275	23,500	69%	15,540	
Property	820	23,308	15,750	17,700	132%	22,367	
To Diocese	1,333	19,955	20,517	22,150	90%	16,219	
Committees	39	341	5,833	7,700	4%	3,023	
Worship Program	1,470	8,419	6,917	8,300	101%	6,053	
Outreach Programs/Donations	-	323	208	250	129%	100	
Education Programs	-	771	1,833	2,050	38%	1,392	
<b>Total Expenses</b>	<b>25,238</b>	<b>290,491</b>	<b>301,909</b>	<b>360,111</b>	<b>81%</b>	<b>289,913</b>	<b>0%</b>
<b>Surplus/(Loss)</b>	<b>(2,725)</b>	<b>(19,076)</b>	<b>(36,143)</b>	<b>(45,561)</b>	<b>42%</b>	<b>(11,953)</b>	<b>60%</b>

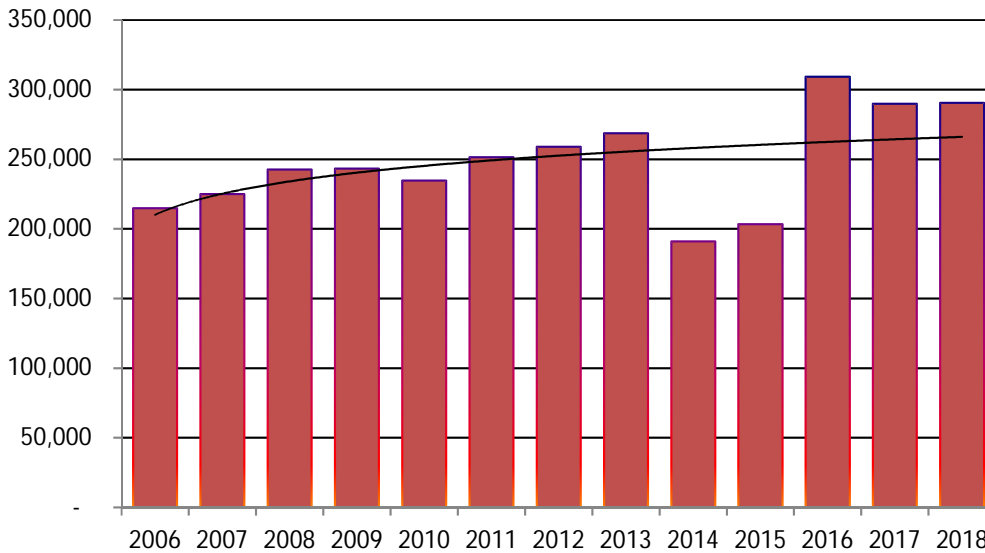
### YTD SURPLUS AS OF October



### YTD INCOME AS OF October



### YTD EXPENSES AS OF October



**Balance Sheet**  
 St. James' Church  
 409 E. Lancaster Ave  
 Downingtown, PA 19335

Oct 31 2018

ASSETS

**Cash Accounts**

0101 Downingtown National Bank 56,462.27

**Cash Accounts Total**

56,462.27

**TOTAL ASSETS**

56,462.27

LIABILITIES AND FUNDS

**LIABILITIES**

**Current Liabilities**

0201 FICA/Medicare-Employer 0.00  
 0202 FICA-Medicare-Employee 0.00  
 0203 PA State Withholding Tax 0.00  
 0204 Local Withholding Tax 0.00  
 0205 Local Service Tax 0.00  
 0208 Federal Income Tax Withheld 0.00  
 0210 Employee Contribution to Pension Plan 0.00  
 0211 Rector's Contribution to 403(b) 0.00

**Current Liabilities Total**

0.00

**Designated Funds**

0312 Anna Mcl. Miller Fund Liability 15,639.87  
 0314 Youth Christian Education 3,610.29  
 0315 Daughters of the King 0.00  
 0317 Capital Campaign Liability (6,213.63)  
 0322 Schmid Fund 0.00  
 0323 Prepaid General Pledge 0.00  
 0327 Memorials Liability (3,915.20)  
 0328 Sign and Website Donations 0.00  
 0329 Isabel Woodrow Fund 0.00  
 0330 Bouncing Back Book Outreach 111.07  
 0331 Rector's Continuing Education Liability 1,833.36  
 0332 Miscellaneous Designated Funds 3,201.03  
 0333 Insurance Claim April 2017 0.00

**Designated Funds Total**

14,266.79

**TOTAL LIABILITIES**

14,266.79

**FUND BALANCES**

**Undesignated Funds**

0301 Operating Fund 72,195.48

**Undesignated Funds Total**

72,195.48

**Designated Funds**

0321 Transfer To Other Funds (30,000.00)

**Designated Funds Total**

(30,000.00)

**TOTAL FUNDS**

42,195.48

---

**TOTAL LIABILITIES AND FUNDS**

56,462.27

Difference

0.00

As of Fund	Balance
Oct-18 Sara Schmid (DNB First)	476,989
Oct-18 Capital Campaign (DNB First)	44
Oct-18 Anna McIlvaine Miller (DNB First)	42,444
Oct-18 Isabelle Woodrow (DNB First)	24,447
Oct-18 Herb Ash (DNB First)	5,120
Oct-18 Memorials (DNB First)	18,393
Sep-18 Wills (Church Found.)	83,612
Sep-18 D. Baugh (Church Found.)	24,060
Sep-18 D. Endow (Church Found.)	53,650
<b>Total</b>	<b>728,759</b>

**St. James' Church Investments (non- Operating)  
Under Professional Management as of October 31,  
2018 Totalling \$728,759**

