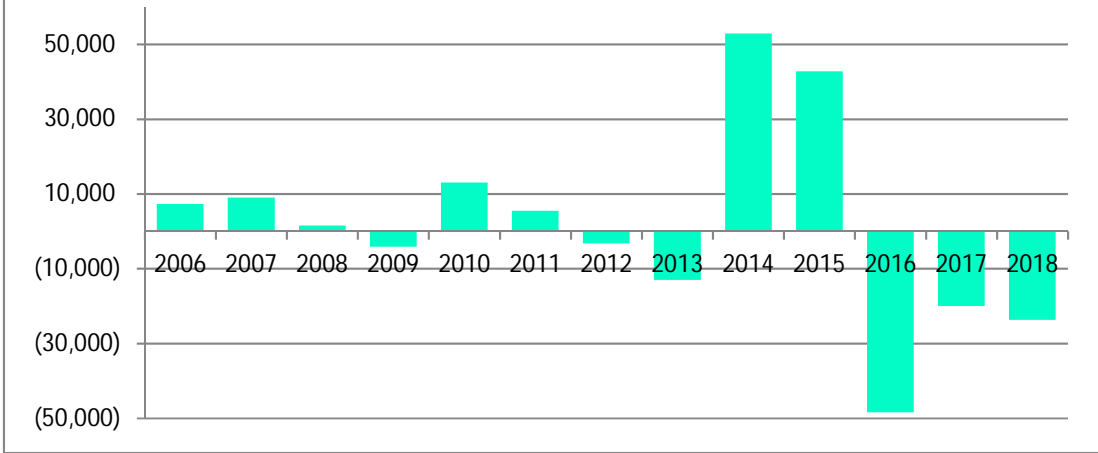


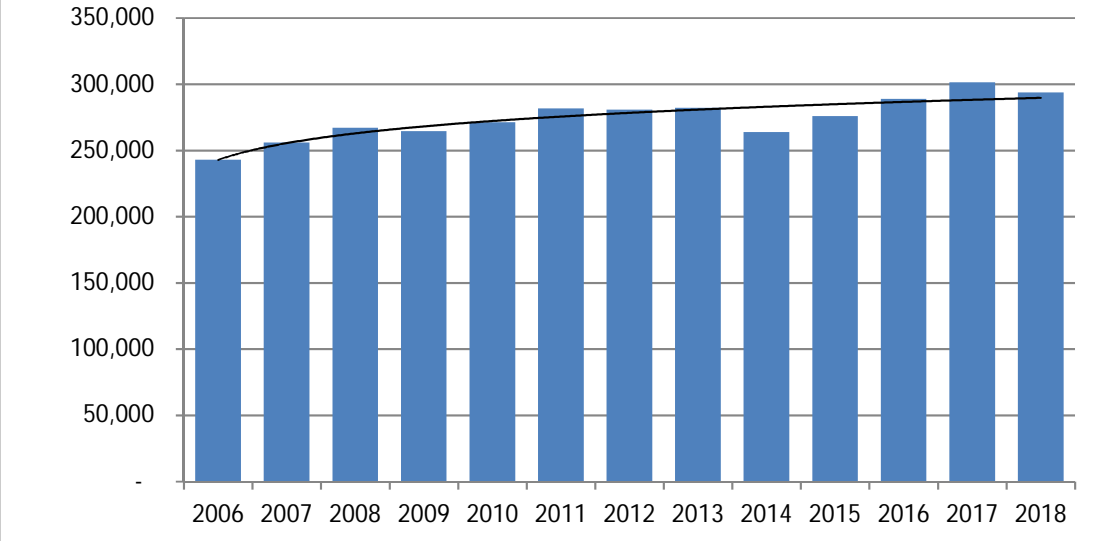
St. James Church - November 2018

	Month Actual	YTD Actual	YTD Budget	2018 Budget	Annual % of Budget	Prior YTD Actual	% Change Prior Yr
Income							
Sunday Offerings							
Pledged	16,090	177,589	177,550	193,000	92%	184,830	
Plate & Non-Pledged Offerings	2,256	53,505	48,375	50,500	106%	31,201	
Total Offerings	18,346	231,094	225,925	243,500	95%	216,031	7%
Other Income							
Thrift Shop	1,308	15,316	19,250	21,000	73%	19,772	
St. James' Pre-school Building Use	1,300	14,300	15,400	16,800	85%	14,300	
Interest on Investments	614	12,520	13,917	14,500	86%	13,404	
Facility Use, Prior Year Pledges, Advertisements	135	1,729	3,300	3,600	48%	3,731	
All Other Income	595	18,754	10,117	15,150	124%	34,145	
Total Other Income	3,952	62,620	61,983	71,050	88%	85,352	-27%
Total Income	22,298	293,713	287,908	314,550	93%	301,383	-3%
Expenses							
Payroll	19,827	228,917	238,454	260,132	88%	231,607	
Administration	1,844	13,966	17,277	18,329	76%	19,096	
Utilities	1,288	17,450	21,387	23,500	74%	16,697	
Property	1,160	24,468	16,725	17,700	138%	25,172	
To Diocese	1,483	21,438	22,150	22,150	97%	17,386	
Committees	373	714	6,767	7,700	9%	3,227	
Worship Program	936	9,355	7,608	8,300	113%	6,487	
Outreach Programs/Donations	-	323	229	250	129%	250	
Education Programs	-	771	1,942	2,050	38%	1,452	
Total Expenses	26,911	317,403	332,539	360,111	88%	321,373	-1%
Surplus/(Loss)	(4,614)	(23,689)	(44,631)	(45,561)	52%	(19,990)	19%

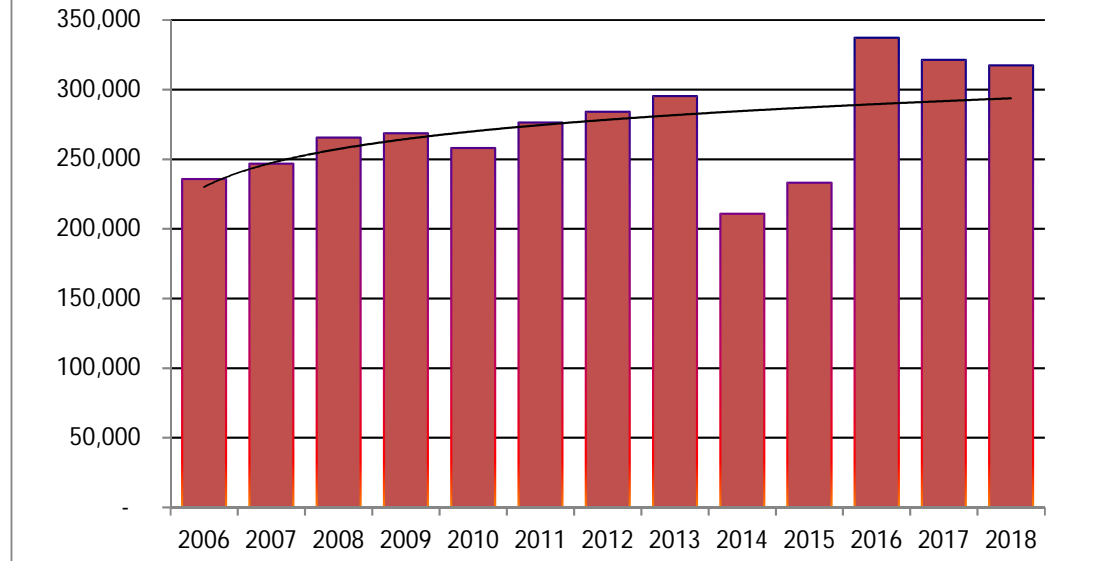
YTD SURPLUS AS OF November



YTD INCOME AS OF November



YTD EXPENSES AS OF November



Balance Sheet
 St. James' Church
 409 E. Lancaster Ave
 Downingtown, PA 19335

Nov 30 2018

ASSETS

Cash Accounts

0101 Downingtown National Bank 50,439.83

Cash Accounts Total

50,439.83

TOTAL ASSETS

50,439.83

LIABILITIES AND FUNDS

LIABILITIES

Current Liabilities

0201 FICA/Medicare-Employer 0.00
 0202 FICA-Medicare-Employee 0.00
 0203 PA State Withholding Tax 0.00
 0204 Local Withholding Tax 0.00
 0205 Local Service Tax 0.00
 0208 Federal Income Tax Withheld 0.00
 0210 Employee Contribution to Pension Plan 0.00
 0211 Rector's Contribution to 403(b) 0.00

Current Liabilities Total

0.00

Designated Funds

0312 Anna Mcl. Miller Fund Liability 10,492.11
 0314 Youth Christian Education 3,610.29
 0315 Daughters of the King 0.00
 0317 Capital Campaign Liability 0.00
 0322 Schmid Fund 0.00
 0323 Prepaid General Pledge 0.00
 0327 Memorials Liability (6,273.20)
 0328 Sign and Website Donations 0.00
 0329 Isabel Woodrow Fund 0.00
 0330 Bouncing Back Book Outreach 136.07
 0331 Rector's Continuing Education Liability 1,917.24
 0332 Miscellaneous Designated Funds 2,975.58
 0333 Insurance Claim April 2017 0.00

Designated Funds Total

12,858.09

TOTAL LIABILITIES

12,858.09

FUND BALANCES

Undesignated Funds

0301 Operating Fund 67,581.74

Undesignated Funds Total

67,581.74

Designated Funds

0321 Transfer To Other Funds (30,000.00)

Designated Funds Total

(30,000.00)

TOTAL FUNDS	<u><u>37,581.74</u></u>
TOTAL LIABILITIES AND FUNDS	<u><u>50,439.83</u></u>
Difference	(0.00)

As of Fund	Balance
Nov-18 Sara Schmid (DNB First)	479,604
Nov-18 Capital Campaign (DNB First)	44
Nov-18 Anna McIlvaine Miller (DNB First)	42,719
Nov-18 Isabelle Woodrow (DNB First)	24,581
Nov-18 Herb Ash (DNB First)	5,148
Nov-18 Memorials (DNB First)	18,492
Sep-18 Wills (Church Found.)	83,612
Sep-18 D. Baugh (Church Found.)	24,060
Sep-18 D. Endow (Church Found.)	53,650
Total	731,910

**St. James' Church Investments (non- Operating)
Under Professional Management as of November
30, 2018 Totalling \$731,910**

