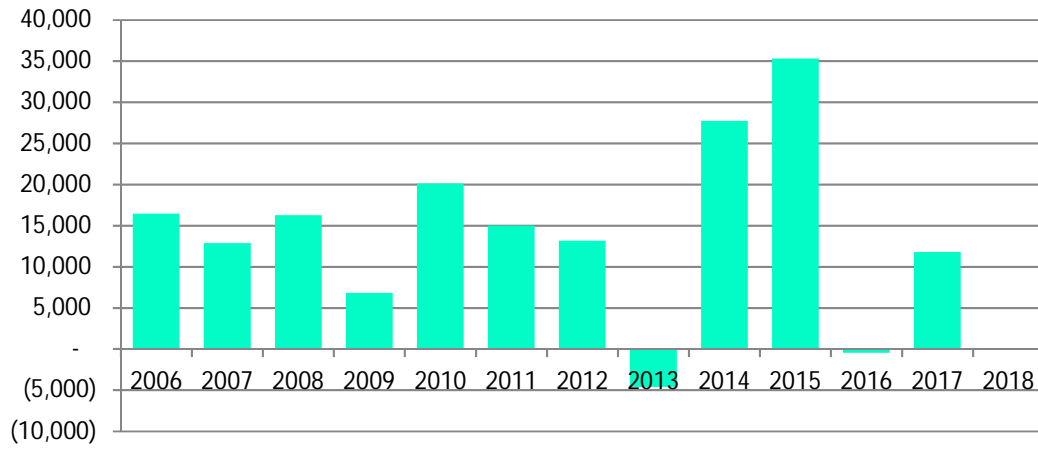


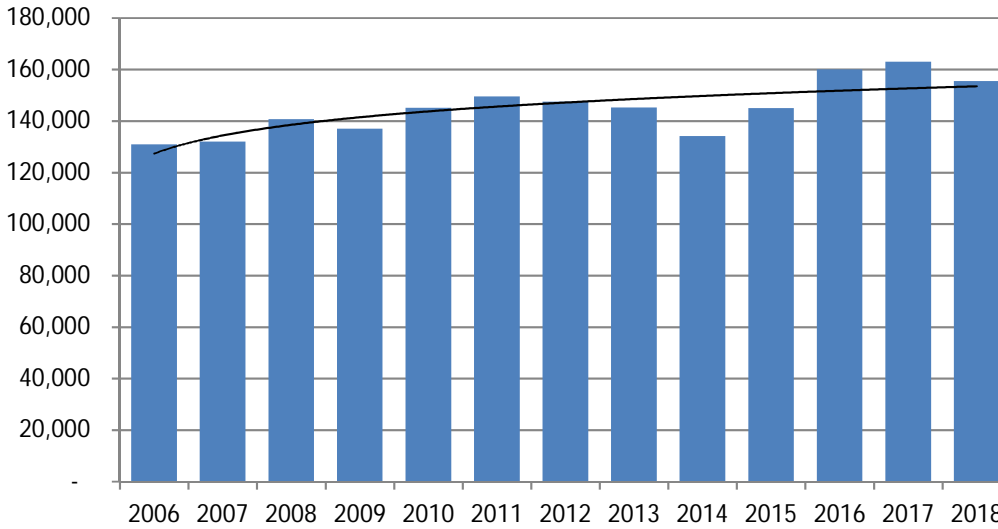
St. James Church - May 2018

	Month Actual	YTD Actual	YTD Budget	2018 Budget	Annual % of Budget	Prior YTD Actual	% Change Prior Yr
Income							
Sunday Offerings							
Pledged	14,322	84,947	84,850	193,000	44%	90,287	
Plate & Non-Pledged Offerings	3,296	40,006	35,625	50,500	79%	20,246	
Total Offerings	17,618	124,953	120,475	243,500	51%	110,533	13%
Other Income							
Thrift Shop	1,479	7,106	8,750	21,000	34%	7,389	
St. James' Pre-school Building Use	1,300	6,500	7,000	16,800	39%	6,500	
Interest on Investments	625	6,675	6,667	14,500	46%	6,948	
Facility Use, Prior Year Pledges, Advertisements	121	1,219	1,500	3,600	34%	2,085	
All Other Income	629	9,043	6,517	15,150	60%	29,637	
Total Other Income	4,154	30,543	30,433	71,050	43%	52,559	-42%
Total Income	21,772	155,496	150,908	314,550	49%	163,092	-5%
Expenses							
Payroll	22,221	109,064	108,388	260,132	42%	110,828	
Administration	2,674	6,991	6,687	18,329	38%	7,477	
Utilities	1,397	9,592	9,496	23,500	41%	9,263	
Property	1,571	14,319	8,375	17,700	81%	8,447	
To Diocese	2,658	13,288	13,850	22,150	60%	10,161	
Committees	(82)	204	2,167	7,700	3%	2,544	
Worship Program	196	1,427	3,458	8,300	17%	1,952	
Outreach Programs/Donations	119	169	104	250	68%	100	
Education Programs	140	423	692	2,050	21%	521	
Total Expenses	30,894	155,478	153,217	360,111	43%	151,293	3%
Surplus/(Loss)	(9,122)	18	(2,309)	(45,561)	0%	11,799	-100%

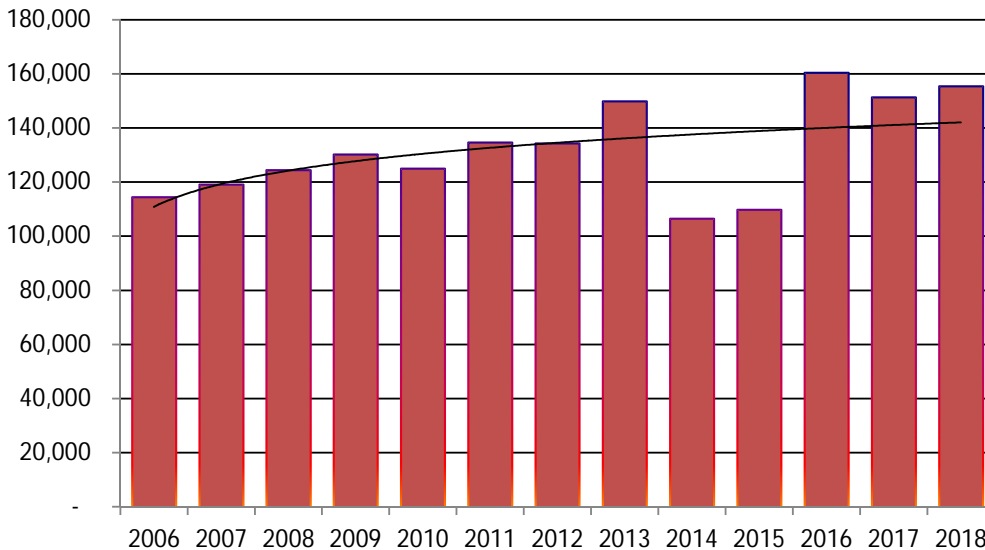
YTD SURPLUS AS OF May



YTD INCOME AS OF May



YTD EXPENSES AS OF May



Balance Sheet
 St. James' Church
 409 E. Lancaster Ave
 Downingtown, PA 19335

May 31 2018

ASSETS

Cash Accounts

0101 Downingtown National Bank 73,710.32

Cash Accounts Total

73,710.32

TOTAL ASSETS

73,710.32

LIABILITIES AND FUNDS

LIABILITIES

Current Liabilities

0201	FICA/Medicare-Employer	0.00
0202	FICA-Medicare-Employee	0.00
0203	PA State Withholding Tax	0.00
0204	Local Withholding Tax	0.00
0205	Local Service Tax	0.00
0208	Federal Income Tax Withheld	0.00
0210	Employee Contribution to Pension Plan	0.00
0211	Rector's Contribution to 403(b)	0.00

Current Liabilities Total

0.00

Designated Funds

0312	Anna Mcl. Miller Fund Liability	11,214.83
0314	Youth Christian Education	3,610.29
0315	Daughters of the King	0.00
0317	Capital Campaign Liability	725.00
0322	Schmid Fund	0.00
0323	Prepaid General Pledge	0.00
0327	Memorials Liability	(7,720.77)
0328	Sign and Website Donations	0.00
0329	Isabel Woodrow Fund	0.00
0330	Bouncing Back Book Outreach	754.36
0331	Rector's Continuing Education Liability	1,416.71
0332	Miscellaneous Designated Funds	2,420.40
0333	Insurance Claim April 2017	0.00

Designated Funds Total

12,420.82

TOTAL LIABILITIES

12,420.82

FUND BALANCES

Undesignated Funds

0301 Operating Fund 91,289.50

Undesignated Funds Total

91,289.50

Designated Funds

0321 Transfer To Other Funds (30,000.00)

Designated Funds Total

(30,000.00)

May 31 2018

TOTAL FUNDS	<u><u>61,289.50</u></u>
TOTAL LIABILITIES AND FUNDS	<u><u>73,710.32</u></u>
Difference	0.00

As of Fund	Balance
Apr-18 Sara Schmid (DNB First)	496,332
Apr-18 Capital Campaign (DNB First)	50,914
Apr-18 Anna McIlvaine Miller (DNB First)	43,849
Apr-18 Isabelle Woodrow (DNB First)	25,441
Apr-18 Herb Ash (DNB First)	5,337
Apr-18 Memorials (DNB First)	30,924
Dec-17 Wills (Church Found.)	82,296
Dec-17 D. Baugh (Church Found.)	23,681
Dec-17 D. Endow (Church Found.)	52,806
Total	811,581

**St. James' Church Investments (non- Operating)
Under Professional Management as of May 31,
2018 Totalling \$811,581**

