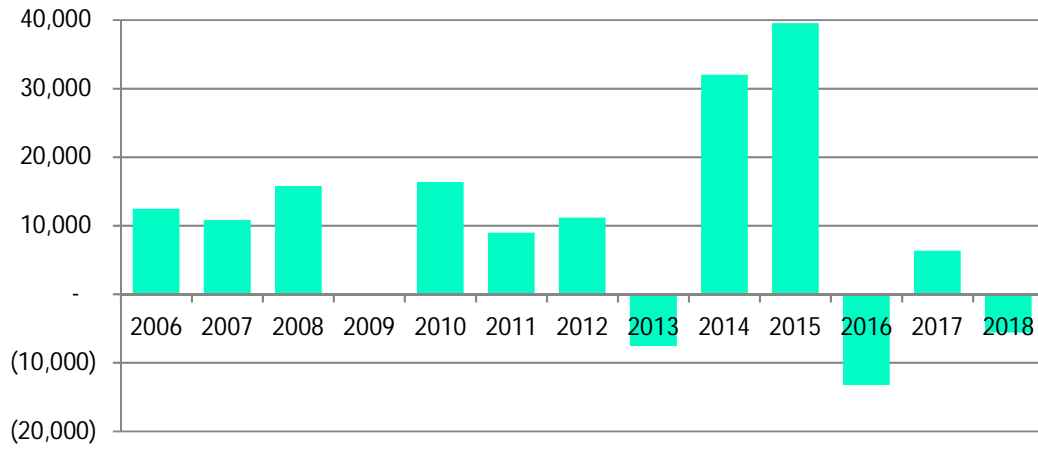


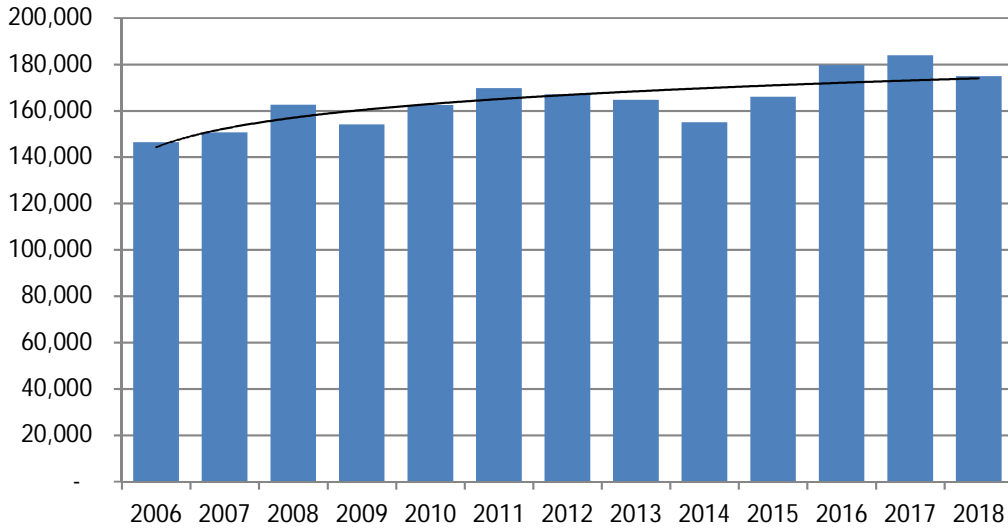
St. James Church - June 2018

	Month Actual	YTD Actual	YTD Budget	2018 Budget	Annual % of Budget	Prior YTD Actual	% Change Prior Yr
Income							
Sunday Offerings							
Pledged	14,107	99,054	100,300	193,000	51%	103,810	
Plate & Non-Pledged Offerings	1,703	41,709	37,750	50,500	83%	21,934	
Total Offerings	15,810	140,763	138,050	243,500	58%	125,743	12%
Other Income							
Thrift Shop	1,451	8,558	10,500	21,000	41%	9,770	
St. James' Pre-school Building Use	-	6,500	8,400	16,800	39%	7,800	
Interest on Investments	1,790	8,465	7,250	14,500	58%	7,613	
Facility Use, Prior Year Pledges, Advertisements	60	1,279	1,800	3,600	36%	2,820	
All Other Income	330	9,373	7,450	15,150	62%	30,160	
Total Other Income	3,631	34,174	35,400	71,050	48%	58,163	-41%
Total Income	19,441	174,937	173,450	314,550	56%	183,907	-5%
Expenses							
Payroll	20,029	129,093	130,066	260,132	50%	132,023	
Administration	202	7,193	9,165	18,329	39%	8,085	
Utilities	1,450	11,042	11,525	23,500	47%	10,699	
Property	860	15,179	9,850	17,700	86%	9,582	
To Diocese	1,333	14,621	15,183	22,150	66%	11,328	
Committees	317	521	2,600	7,700	7%	2,874	
Worship Program	721	2,148	4,150	8,300	26%	2,032	
Outreach Programs/Donations	-	169	125	250	68%	100	
Education Programs	145	568	1,200	2,050	28%	865	
Total Expenses	25,057	180,535	183,864	360,111	50%	177,588	2%
Surplus/(Loss)	(5,616)	(5,598)	(10,414)	(45,561)	12%	6,318	-189%

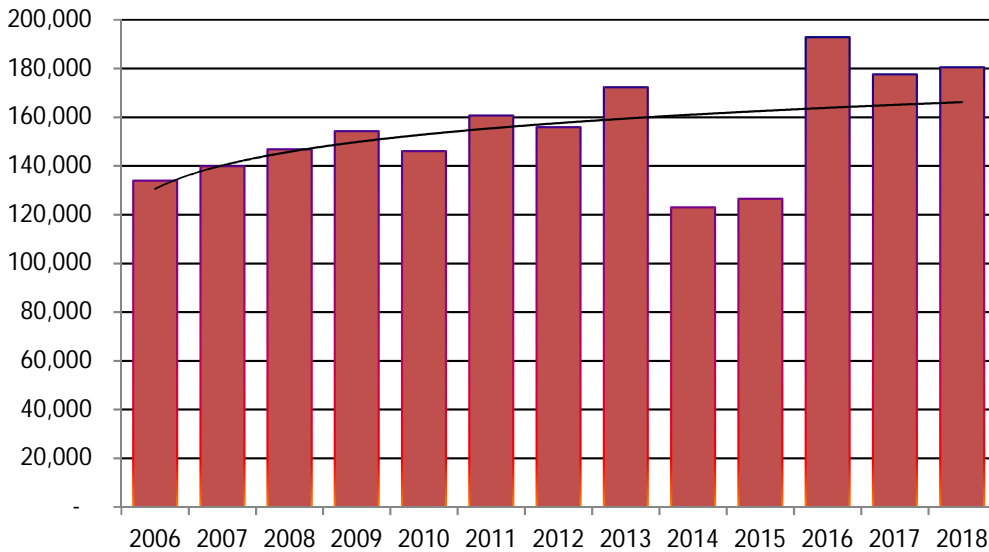
YTD SURPLUS AS OF June



YTD INCOME AS OF June



YTD EXPENSES AS OF June



Balance Sheet
 St. James' Church
 409 E. Lancaster Ave
 Downingtown, PA 19335

Jun 30 2018

ASSETS

Cash Accounts

0101 Downingtown National Bank 68,342.44

Cash Accounts Total

68,342.44

TOTAL ASSETS

68,342.44

LIABILITIES AND FUNDS

LIABILITIES

Current Liabilities

0201	FICA/Medicare-Employer	0.00
0202	FICA-Medicare-Employee	0.00
0203	PA State Withholding Tax	0.00
0204	Local Withholding Tax	0.00
0205	Local Service Tax	0.00
0208	Federal Income Tax Withheld	0.00
0210	Employee Contribution to Pension Plan	0.00
0211	Rector's Contribution to 403(b)	0.00

Current Liabilities Total

0.00

Designated Funds

0312	Anna Mcl. Miller Fund Liability	11,649.83
0314	Youth Christian Education	3,610.29
0315	Daughters of the King	0.00
0317	Capital Campaign Liability	725.00
0322	Schmid Fund	0.00
0323	Prepaid General Pledge	0.00
0327	Memorials Liability	(8,035.93)
0328	Sign and Website Donations	0.00
0329	Isabel Woodrow Fund	0.00
0330	Bouncing Back Book Outreach	799.36
0331	Rector's Continuing Education Liability	1,500.04
0332	Miscellaneous Designated Funds	2,420.40
0333	Insurance Claim April 2017	0.00

Designated Funds Total

12,668.99

TOTAL LIABILITIES

12,668.99

FUND BALANCES

Undesignated Funds

0301 Operating Fund 85,673.45

Undesignated Funds Total

85,673.45

Designated Funds

0321 Transfer To Other Funds (30,000.00)

Designated Funds Total

(30,000.00)

TOTAL FUNDS	<u><u>55,673.45</u></u>
TOTAL LIABILITIES AND FUNDS	<u><u>68,342.44</u></u>
Difference	0.00

As of Fund	Balance
Jun-18 Sara Schmid (DNB First)	492,463
Jun-18 Capital Campaign (DNB First)	50,591
Jun-18 Anna McIlvaine Miller (DNB First)	43,570
Jun-18 Isabelle Woodrow (DNB First)	25,242
Jun-18 Herb Ash (DNB First)	5,298
Jun-18 Memorials (DNB First)	30,723
Dec-17 Wills (Church Found.)	82,296
Dec-17 D. Baugh (Church Found.)	23,681
Dec-17 D. Endow (Church Found.)	52,806
Total	806,670

**St. James' Church Investments (non- Operating)
Under Professional Management as of June 30,
2018 Totalling \$806,670**

