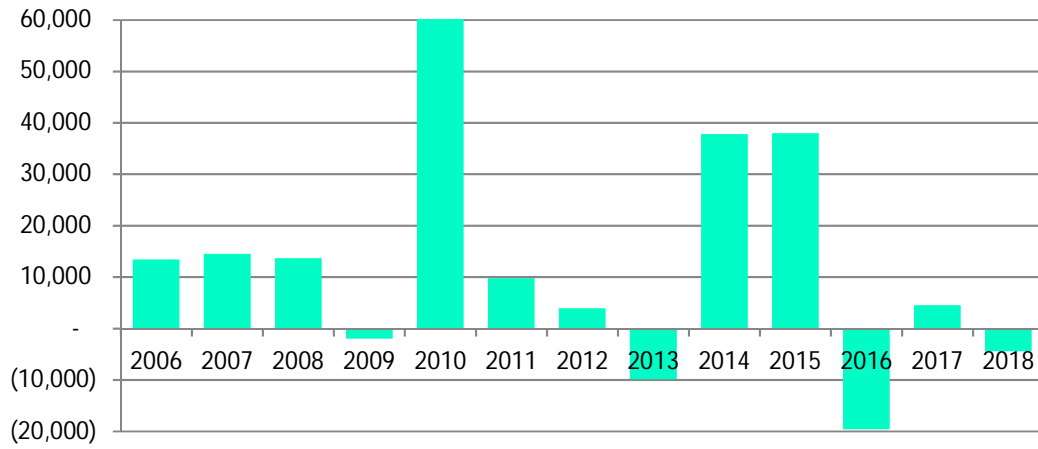


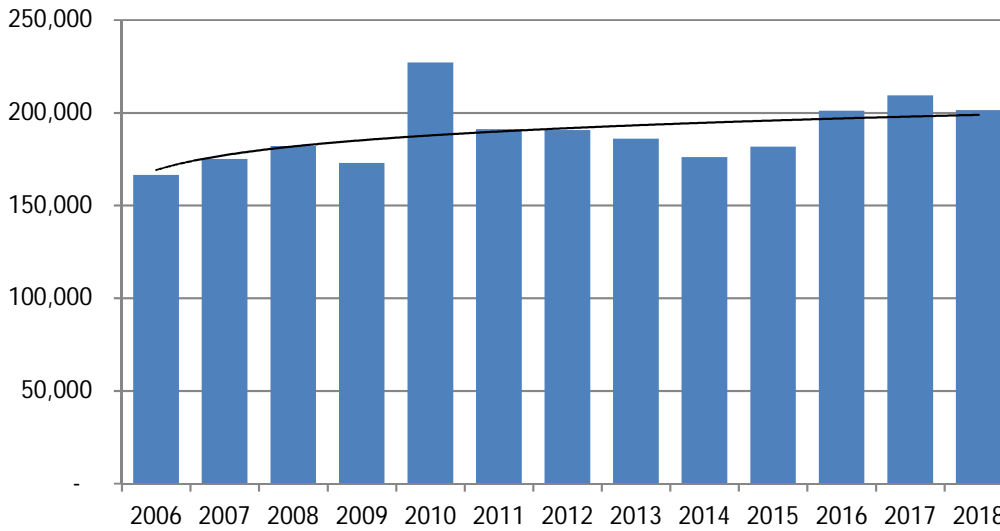
St. James Church - July 2018

	Month Actual	YTD Actual	YTD Budget	2018 Budget	Annual % of Budget	Prior YTD Actual	% Change Prior Yr
Income							
Sunday Offerings							
Pledged	18,455	117,509	115,750	193,000	61%	120,942	
Plate & Non-Pledged Offerings	2,714	44,424	39,875	50,500	88%	23,514	
Total Offerings	21,169	161,933	155,625	243,500	67%	144,456	12%
Other Income							
Thrift Shop	1,270	9,828	12,250	21,000	47%	12,114	
St. James' Pre-school Building Use	2,600	9,100	9,800	16,800	54%	9,100	
Interest on Investments	361	8,826	9,708	14,500	61%	9,577	
Facility Use, Prior Year Pledges, Advertisements	315	1,594	2,100	3,600	44%	3,170	
All Other Income	742	10,115	7,983	15,150	67%	30,980	
Total Other Income	5,288	39,462	41,842	71,050	56%	64,942	-39%
Total Income	26,457	201,395	197,467	314,550	64%	209,398	-4%
Expenses							
Payroll	20,133	149,226	151,744	260,132	57%	153,041	
Administration	993	8,186	10,217	18,329	45%	8,708	
Utilities	1,140	12,182	13,554	23,500	52%	11,903	
Property	318	15,497	11,325	17,700	88%	10,830	
To Diocese	1,333	15,955	16,517	22,150	72%	12,494	
Committees	(220)	301	3,033	7,700	4%	2,874	
Worship Program	1,480	3,628	4,842	8,300	44%	3,791	
Outreach Programs/Donations	154	323	146	250	129%	100	
Education Programs	-	568	1,508	2,050	28%	1,117	
Total Expenses	25,331	205,866	212,886	360,111	57%	204,858	0%
Surplus/(Loss)	1,127	(4,471)	(15,419)	(45,561)	10%	4,540	-198%

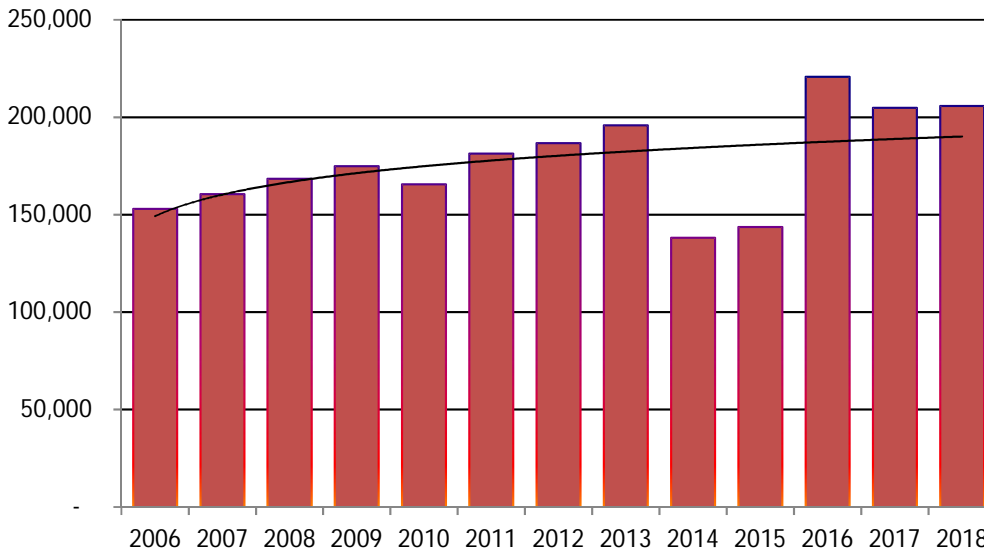
YTD SURPLUS AS OF July



YTD INCOME AS OF July



YTD EXPENSES AS OF July



Balance Sheet
 St. James' Church
 409 E. Lancaster Ave
 Downingtown, PA 19335

Jul 31 2018

ASSETS

Cash Accounts

0101 Downingtown National Bank 62,687.48

Cash Accounts Total

62,687.48

TOTAL ASSETS

62,687.48

LIABILITIES AND FUNDS

LIABILITIES

Current Liabilities

0201 FICA/Medicare-Employer 0.00
 0202 FICA-Medicare-Employee 0.00
 0203 PA State Withholding Tax 0.00
 0204 Local Withholding Tax 0.00
 0205 Local Service Tax 0.00
 0208 Federal Income Tax Withheld 0.00
 0210 Employee Contribution to Pension Plan 0.00
 0211 Rector's Contribution to 403(b) 0.00

Current Liabilities Total

0.00

Designated Funds

0312 Anna Mcl. Miller Fund Liability 12,929.83
 0314 Youth Christian Education 3,610.29
 0315 Daughters of the King 0.00
 0317 Capital Campaign Liability (4,265.00)
 0322 Schmid Fund 0.00
 0323 Prepaid General Pledge 0.00
 0327 Memorials Liability (11,860.93)
 0328 Sign and Website Donations 0.00
 0329 Isabel Woodrow Fund 0.00
 0330 Bouncing Back Book Outreach 1,469.36
 0331 Rector's Continuing Education Liability 1,583.37
 0332 Miscellaneous Designated Funds 2,420.40
 0333 Insurance Claim April 2017 0.00

Designated Funds Total

5,887.32

TOTAL LIABILITIES

5,887.32

FUND BALANCES

Undesignated Funds

0301 Operating Fund 86,800.16

Undesignated Funds Total

86,800.16

Designated Funds

0321 Transfer To Other Funds (30,000.00)

Designated Funds Total

(30,000.00)

Jul 31 2018

TOTAL FUNDS

56,800.16

TOTAL LIABILITIES AND FUNDS

62,687.48

As of Fund	Balance
Jul-18 Sara Schmid (DNB First)	497,715
Jul-18 Capital Campaign (DNB First)	51,146
Jul-18 Anna McIlvaine Miller (DNB First)	44,049
Jul-18 Isabelle Woodrow (DNB First)	25,512
Jul-18 Herb Ash (DNB First)	5,352
Jul-18 Memorials (DNB First)	31,066
Jun-18 Wills (Church Found.)	82,347
Jun-18 D. Baugh (Church Found.)	23,696
Jun-18 D. Endow (Church Found.)	52,838
Total	813,720

**St. James' Church Investments (non- Operating)
Under Professional Management as of July 31,
2018 Totalling \$813,720**

