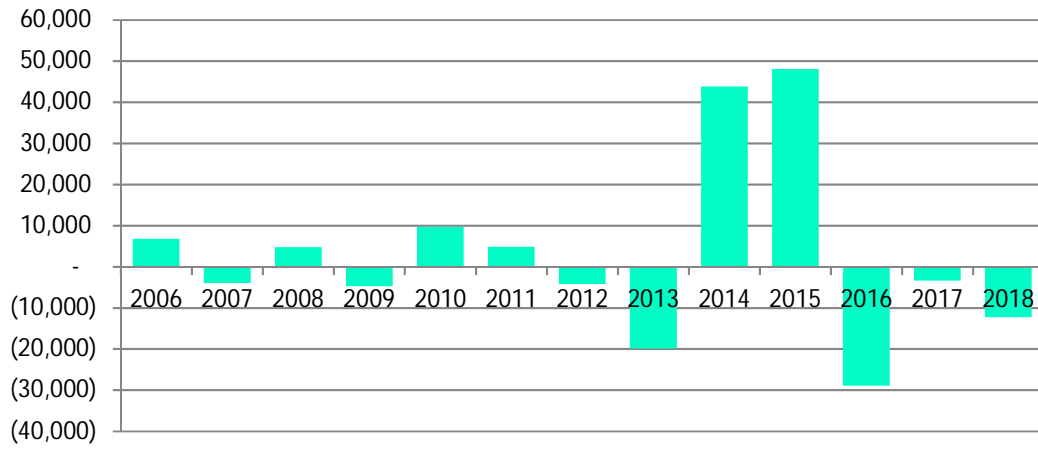


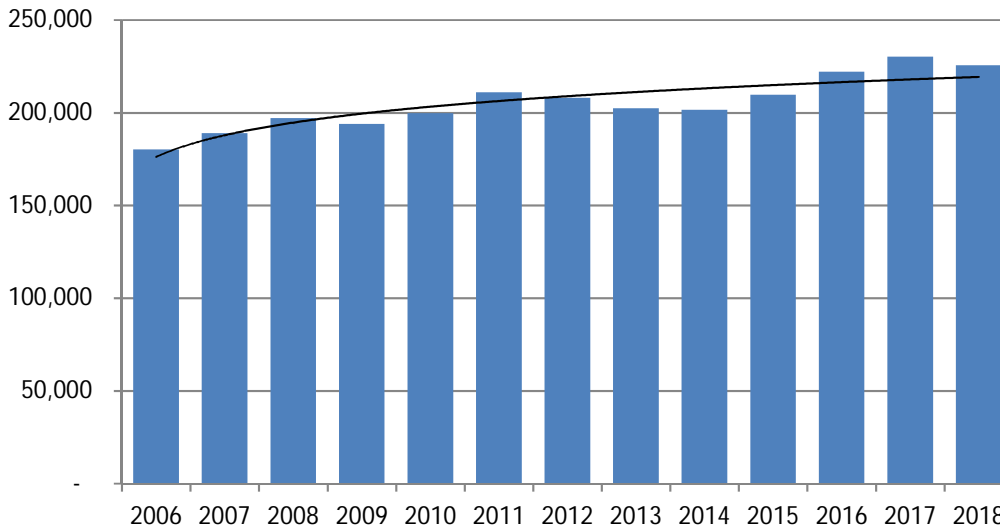
St. James Church - August 2018

	Month Actual	YTD Actual	YTD Budget	2018 Budget	Annual % of Budget	Prior YTD Actual	% Change Prior Yr
Income							
Sunday Offerings							
Pledged	12,904	130,413	131,200	193,000	68%	134,948	
Plate & Non-Pledged Offerings	2,306	46,730	42,000	50,500	93%	25,183	
Total Offerings	15,210	177,143	173,200	243,500	73%	160,131	11%
Other Income							
Thrift Shop	1,535	11,362	14,000	21,000	54%	14,515	
St. James' Pre-school Building Use	1,300	10,400	11,200	16,800	62%	10,400	
Interest on Investments	621	9,447	10,292	14,500	65%	10,128	
Facility Use, Prior Year Pledges, Advertisements	-	1,594	2,400	3,600	44%	3,236	
All Other Income	5,611	15,725	8,517	15,150	104%	31,840	
Total Other Income	9,066	48,528	46,408	71,050	68%	70,119	-31%
Total Income	24,276	225,671	219,608	314,550	72%	230,250	-2%
Expenses							
Payroll	20,072	169,298	173,421	260,132	65%	172,673	
Administration	1,894	10,080	12,694	18,329	55%	10,232	
Utilities	1,185	13,367	15,583	23,500	57%	12,984	
Property	6,248	21,744	12,800	17,700	123%	14,824	
To Diocese	1,333	17,288	17,850	22,150	78%	13,661	
Committees	-	301	3,967	7,700	4%	2,874	
Worship Program	1,338	4,966	5,533	8,300	60%	5,129	
Outreach Programs/Donations	-	323	167	250	129%	100	
Education Programs	-	568	1,617	2,050	28%	1,117	
Total Expenses	32,071	237,936	243,632	360,111	66%	233,594	2%
Surplus/(Loss)	(7,795)	(12,266)	(24,024)	(45,561)	27%	(3,345)	267%

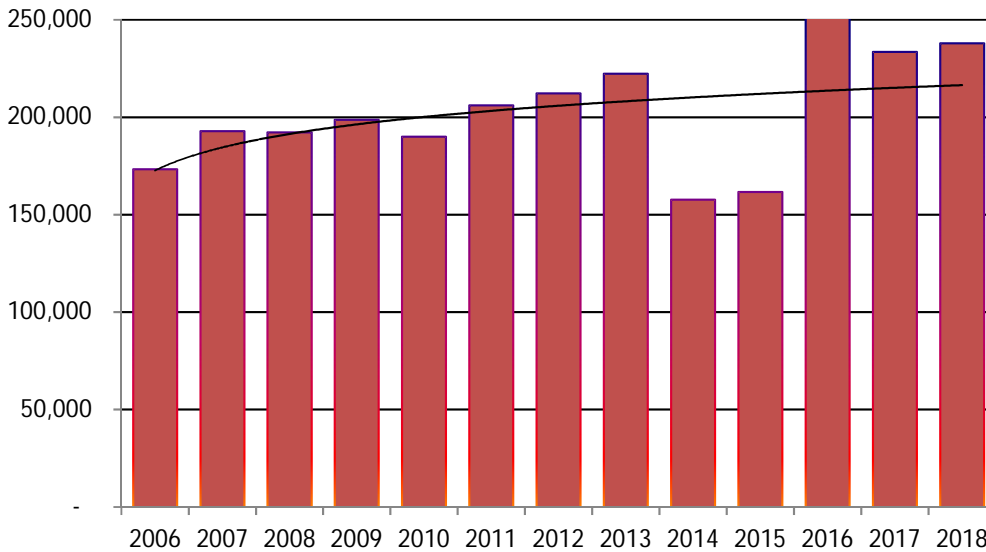
YTD SURPLUS AS OF August



YTD INCOME AS OF August



YTD EXPENSES AS OF August



Balance Sheet
 St. James' Church
 409 E. Lancaster Ave
 Downingtown, PA 19335

Aug 31 2018

ASSETS

Cash Accounts

0101 Downingtown National Bank 42,333.69

Cash Accounts Total

42,333.69

TOTAL ASSETS

42,333.69

LIABILITIES AND FUNDS

LIABILITIES

Current Liabilities

0201 FICA/Medicare-Employer 0.00
 0202 FICA-Medicare-Employee 0.00
 0203 PA State Withholding Tax 0.00
 0204 Local Withholding Tax 0.00
 0205 Local Service Tax 0.00
 0208 Federal Income Tax Withheld 0.00
 0210 Employee Contribution to Pension Plan 0.00
 0211 Rector's Contribution to 403(b) 0.00

Current Liabilities Total

0.00

Designated Funds

0312 Anna Mcl. Miller Fund Liability 13,175.47
 0314 Youth Christian Education 3,610.29
 0315 Daughters of the King 0.00
 0317 Capital Campaign Liability (28,071.50)
 0322 Schmid Fund 0.00
 0323 Prepaid General Pledge 0.00
 0327 Memorials Liability 0.00
 0328 Sign and Website Donations 0.00
 0329 Isabel Woodrow Fund 0.00
 0330 Bouncing Back Book Outreach 526.79
 0331 Rector's Continuing Education Liability 1,666.70
 0332 Miscellaneous Designated Funds 2,420.40
 0333 Insurance Claim April 2017 0.00

Designated Funds Total

(6,671.85)

TOTAL LIABILITIES

(6,671.85)

FUND BALANCES

Undesignated Funds

0301 Operating Fund 79,005.54

Undesignated Funds Total

79,005.54

Designated Funds

0321 Transfer To Other Funds (30,000.00)

Designated Funds Total

(30,000.00)

Aug 31 2018

TOTAL FUNDS	<u><u>49,005.54</u></u>
TOTAL LIABILITIES AND FUNDS	<u><u>42,333.69</u></u>
Difference	(0.00)

As of Fund	Balance
Aug-18 Sara Schmid (DNB First)	503,294
Aug-18 Capital Campaign (DNB First)	51,758
Aug-18 Anna McIlvaine Miller (DNB First)	44,579
Aug-18 Isabelle Woodrow (DNB First)	25,799
Aug-18 Herb Ash (DNB First)	5,416
Aug-18 Memorials (DNB First)	19,597
Jun-18 Wills (Church Found.)	82,347
Jun-18 D. Baugh (Church Found.)	23,696
Jun-18 D. Endow (Church Found.)	52,838
Total	809,325

**St. James' Church Investments (non- Operating)
Under Professional Management as of August 31,
2018 Totalling \$809,325**

