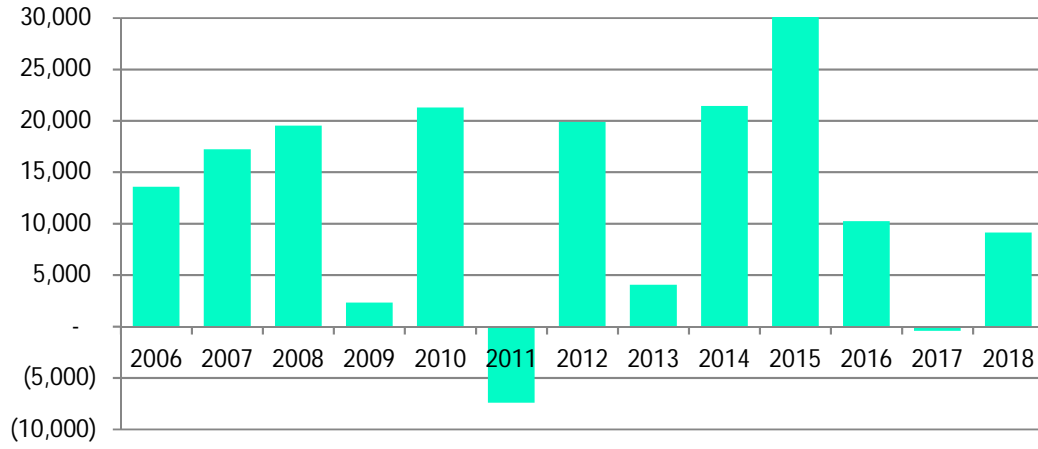


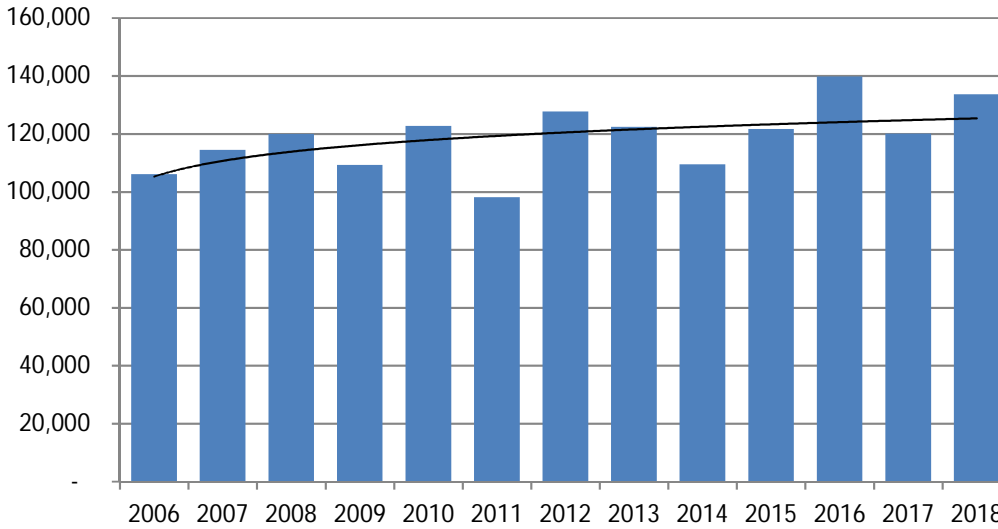
St. James Church - April 2018

| | Month Actual | YTD Actual | YTD Budget | 2018 Budget | Annual % of Budget | Prior YTD Actual | % Change Prior Yr |
|--|-----------------|----------------|----------------|-----------------|-----------------------|---------------------|----------------------|
| Income | | | | | | | |
| Sunday Offerings | | | | | | | |
| Pledged | 19,837 | 70,625 | 69,400 | 193,000 | 37% | 72,159 | |
| Plate & Non-Pledged Offerings | 4,118 | 36,710 | 33,500 | 50,500 | 73% | 17,707 | |
| Total Offerings | 23,955 | 107,335 | 102,900 | 243,500 | 44% | 89,866 | 19% |
| Other Income | | | | | | | |
| Thrift Shop | 1,614 | 5,627 | 7,000 | 21,000 | 27% | 5,437 | |
| St. James' Pre-school Building Use | 1,300 | 5,200 | 5,600 | 16,800 | 31% | 5,200 | |
| Interest on Investments | 42 | 6,050 | 6,083 | 14,500 | 42% | 6,376 | |
| Facility Use, Prior Year Pledges, Advertisements | 158 | 1,098 | 1,200 | 3,600 | 31% | 2,015 | |
| All Other Income | 4,074 | 8,414 | 5,883 | 15,150 | 56% | 11,178 | |
| Total Other Income | 7,187 | 26,389 | 25,767 | 71,050 | 37% | 30,205 | -13% |
| Total Income | 31,142 | 133,724 | 128,667 | 314,550 | 43% | 120,071 | 11% |
| Expenses | | | | | | | |
| Payroll | 21,570 | 86,842 | 86,711 | 260,132 | 33% | 89,334 | |
| Administration | 587 | 4,317 | 5,635 | 18,329 | 24% | 5,355 | |
| Utilities | 1,925 | 8,195 | 7,917 | 23,500 | 35% | 8,080 | |
| Property | 2,626 | 12,749 | 6,900 | 17,700 | 72% | 7,164 | |
| To Diocese | 2,658 | 10,630 | 11,080 | 22,150 | 48% | 8,129 | |
| Committees | 174 | 286 | 1,733 | 7,700 | 4% | 387 | |
| Worship Program | 536 | 1,231 | 2,767 | 8,300 | 15% | 1,552 | |
| Outreach Programs/Donations | - | 50 | 83 | 250 | 20% | 100 | |
| Education Programs | 134 | 283 | 433 | 2,050 | 14% | 401 | |
| Total Expenses | 30,211 | 124,584 | 123,259 | 360,111 | 35% | 120,501 | 3% |
| Surplus/(Loss) | 931 | 9,140 | 5,408 | (45,561) | -20% | (430) | -2228% |

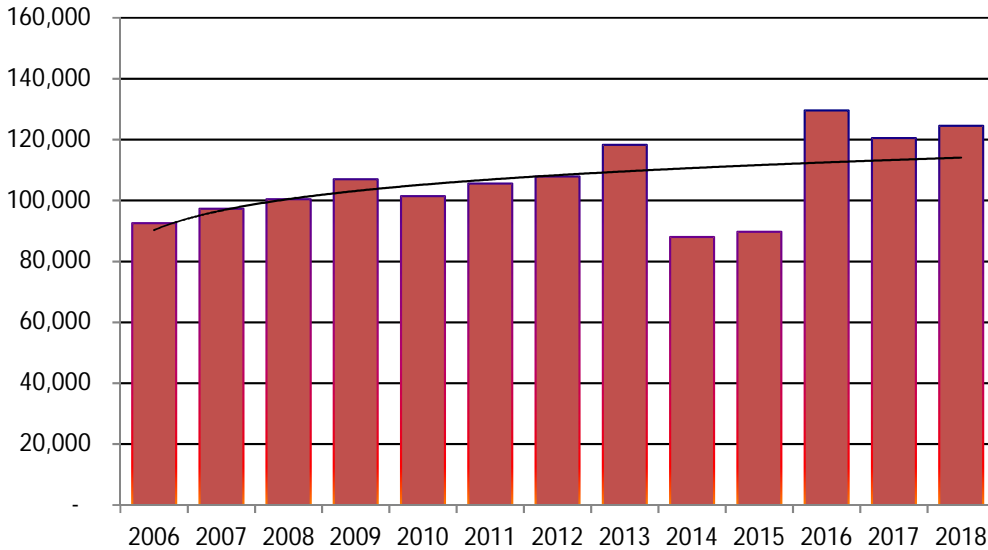
YTD SURPLUS AS OF April



YTD INCOME AS OF April



YTD EXPENSES AS OF April



Balance Sheet
 St. James' Church
 409 E. Lancaster Ave
 Downingtown, PA 19335

Apr 30 2018

ASSETS

Cash Accounts

0101 Downingtown National Bank 85,863.22

Cash Accounts Total

85,863.22

TOTAL ASSETS

85,863.22

LIABILITIES AND FUNDS

LIABILITIES

Current Liabilities

0201 FICA/Medicare-Employer 0.00
 0202 FICA-Medicare-Employee 0.00
 0203 PA State Withholding Tax 0.00
 0204 Local Withholding Tax 0.00
 0205 Local Service Tax 0.00
 0208 Federal Income Tax Withheld 0.00
 0210 Employee Contribution to Pension Plan 0.00
 0211 Rector's Contribution to 403(b) 0.00

Current Liabilities Total

0.00

Designated Funds

0312 Anna Mcl. Miller Fund Liability 10,424.18
 0314 Youth Christian Education 3,610.29
 0315 Daughters of the King 0.00
 0317 Capital Campaign Liability 725.00
 0322 Schmid Fund 0.00
 0323 Prepaid General Pledge 0.00
 0327 Memorials Liability (3,551.00)
 0328 Sign and Website Donations 0.00
 0329 Isabel Woodrow Fund 0.00
 0330 Bouncing Back Book Outreach 489.36
 0331 Rector's Continuing Education Liability 1,333.38
 0332 Miscellaneous Designated Funds 2,420.40
 0333 Insurance Claim April 2017 0.00

Designated Funds Total

15,451.61

TOTAL LIABILITIES

15,451.61

FUND BALANCES

Undesignated Funds

0301 Operating Fund 100,411.61

Undesignated Funds Total

100,411.61

Designated Funds

0321 Transfer To Other Funds (30,000.00)

Designated Funds Total

(30,000.00)

Apr 30 2018

TOTAL FUNDS

70,411.61

TOTAL LIABILITIES AND FUNDS

85,863.22

| As of Fund | Balance |
|--|----------------|
| Apr-18 Sara Schmid (DNB First) | 493,817 |
| Apr-18 Capital Campaign (DNB First) | 50,609 |
| Apr-18 Anna McIlvaine Miller (DNB First) | 43,585 |
| Apr-18 Isabelle Woodrow (DNB First) | 25,311 |
| Apr-18 Herb Ash (DNB First) | 5,307 |
| Apr-18 Memorials (DNB First) | 30,737 |
| Dec-17 Wills (Church Found.) | 82,296 |
| Dec-17 D. Baugh (Church Found.) | 23,681 |
| Dec-17 D. Endow (Church Found.) | 52,806 |
| Total | 808,149 |

**St. James' Church Investments (non- Operating)
Under Professional Management as of Apr 30,
2018 Totalling \$808,149**

